

Balance Chiropractic

Patient Introduction

Date _____

Name _____

Occupation _____

Address _____

Employer _____

City _____

Work address _____

State _____ Zip _____

City _____

Cell phone _____

State _____ Zip _____

Home phone _____

Work phone _____

Emergency contact _____

E-mail address _____

Relationship _____

Gender: Male Female

Phone _____

Date of Birth _____ Age _____

Referred by _____

Single Married Divorced Widowed

Have you ever been treated by a chiropractor before?

Name of spouse (or parent) _____

No Yes If yes, when? _____

Number of children _____

Name of family physician _____

INSURANCE INFORMATION:

Name of Insurance Carrier _____

Policy Holder _____ Relationship to Patient _____

Policy No. _____ Group No. _____

Are you seeking care for injuries sustained in an accident? Yes No

Type of accident: Auto Work Home Other _____

Purpose of this appointment _____

Other doctors seen for this condition/problem _____

Have you been treated for any health problem(s) by a physician this year? Yes No

Describe _____

Any additional information we need to know _____

PAYMENT IS EXPECTED AT TIME OF VISIT

I understand and agree that health and accident insurance policies are an arrangement between an insurance carrier and myself. Furthermore, I understand that Balance Chiropractic will prepare any necessary reports and forms to assist me in making collection from the insurance company and that any amount authorized to be paid directly to Balance Chiropractic will be credited to my account on receipt. However, I clearly understand and agree that all services provided for me are charged directly to me, and that I am personally responsible for payment. I also understand that if I suspend or terminate my care and treatment, any fees for professional services provided for me will be immediately due and payable.

Signature _____
(if patient is a minor, name of parent or guardian)

Patient History

The following is a confidential questionnaire which will help us determine the best course of treatment for you. Please take your time and complete the information accurately. Thank you!

Please check the box that indicates your symptoms by using the following codes:

N—Never had

P—Previously had

C—Currently have

- | | | | |
|--|-----------------------------------|--|-----------------------|
| <input type="checkbox"/> N <input type="checkbox"/> P <input type="checkbox"/> C | Headaches _____ | <input type="checkbox"/> N <input type="checkbox"/> P <input type="checkbox"/> C | Numbness _____ |
| <input type="checkbox"/> N <input type="checkbox"/> P <input type="checkbox"/> C | Neck Problems _____ | <input type="checkbox"/> N <input type="checkbox"/> P <input type="checkbox"/> C | Loss of Feeling _____ |
| <input type="checkbox"/> N <input type="checkbox"/> P <input type="checkbox"/> C | Pain Between Shoulderblades _____ | <input type="checkbox"/> N <input type="checkbox"/> P <input type="checkbox"/> C | Paralysis _____ |
| <input type="checkbox"/> N <input type="checkbox"/> P <input type="checkbox"/> C | Low Back Pain _____ | <input type="checkbox"/> N <input type="checkbox"/> P <input type="checkbox"/> C | Dizziness _____ |
| <input type="checkbox"/> N <input type="checkbox"/> P <input type="checkbox"/> C | Arm Problems _____ | <input type="checkbox"/> N <input type="checkbox"/> P <input type="checkbox"/> C | Fainting _____ |
| <input type="checkbox"/> N <input type="checkbox"/> P <input type="checkbox"/> C | Leg Problems _____ | <input type="checkbox"/> N <input type="checkbox"/> P <input type="checkbox"/> C | Muscle Jerking _____ |
| <input type="checkbox"/> N <input type="checkbox"/> P <input type="checkbox"/> C | Swollen Joints _____ | <input type="checkbox"/> N <input type="checkbox"/> P <input type="checkbox"/> C | Forgetfulness _____ |
| <input type="checkbox"/> N <input type="checkbox"/> P <input type="checkbox"/> C | Painful Joints _____ | <input type="checkbox"/> N <input type="checkbox"/> P <input type="checkbox"/> C | Convulsions _____ |
| <input type="checkbox"/> N <input type="checkbox"/> P <input type="checkbox"/> C | Stiff Joints _____ | <input type="checkbox"/> N <input type="checkbox"/> P <input type="checkbox"/> C | Confusion _____ |
| <input type="checkbox"/> N <input type="checkbox"/> P <input type="checkbox"/> C | Sore Muscles _____ | <input type="checkbox"/> N <input type="checkbox"/> P <input type="checkbox"/> C | Depression _____ |
| <input type="checkbox"/> N <input type="checkbox"/> P <input type="checkbox"/> C | Weak Muscles _____ | | |
| <input type="checkbox"/> N <input type="checkbox"/> P <input type="checkbox"/> C | Walking Problems _____ | | |
| <input type="checkbox"/> N <input type="checkbox"/> P <input type="checkbox"/> C | Ruptures _____ | | |
| <input type="checkbox"/> N <input type="checkbox"/> P <input type="checkbox"/> C | Broken Bones _____ | | |

Mark the areas on the figures below where you feel the described sensations. Use the appropriate symbol. Mark the areas of radiation. Include all affected areas.

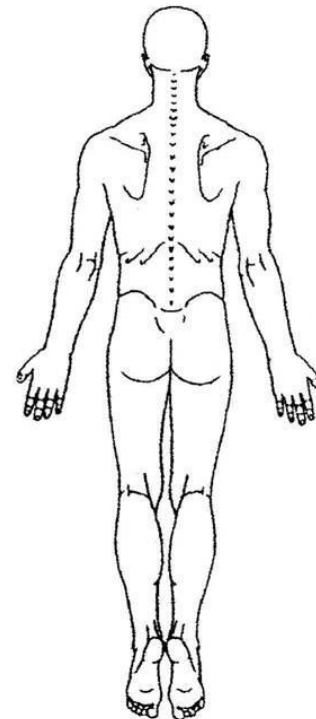
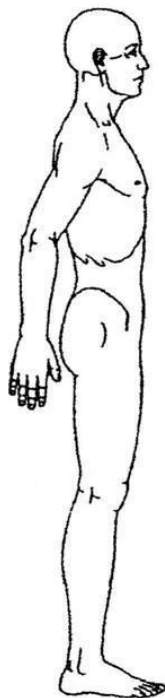
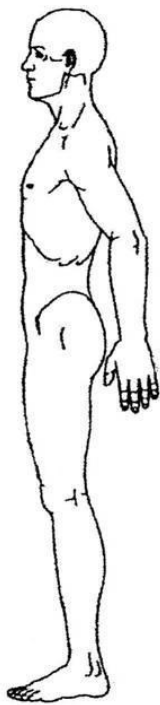
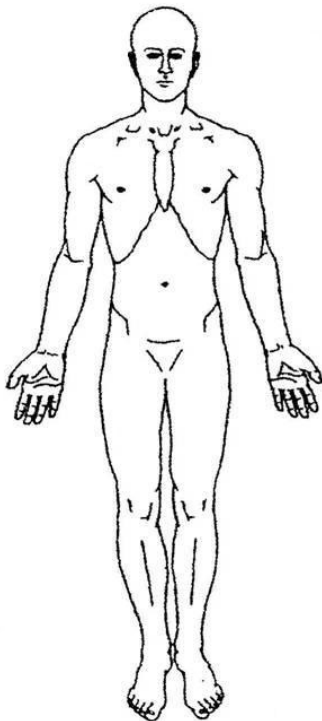
Numbness
===

Dull Ache
000

Hot burning
XXX

Sharp Stabbing
///

Pins & Needles
+++



Please list all your past accidents, injuries, surgeries, and hospitalizations

_____	Date or Age _____
_____	Date or Age _____
_____	Date or Age _____
_____	Date or Age _____
_____	Date or Age _____

What medications, vitamins, supplements, herbs do you take?

Name	Reason
_____	_____
_____	_____
_____	_____
_____	_____

Please list any allergies that you have

Do you or other family members have a history of any of the following?

- | | | |
|----------------|-------------------------------|---------------------|
| Arthritis | <input type="checkbox"/> Self | Family member _____ |
| Asthma | <input type="checkbox"/> Self | Family member _____ |
| Cancer | <input type="checkbox"/> Self | Family member _____ |
| Diabetes | <input type="checkbox"/> Self | Family member _____ |
| Heart Disease | <input type="checkbox"/> Self | Family member _____ |
| Hypertension | <input type="checkbox"/> Self | Family member _____ |
| Hypoglycemia | <input type="checkbox"/> Self | Family member _____ |
| Kidney Disease | <input type="checkbox"/> Self | Family member _____ |
| Depression | <input type="checkbox"/> Self | Family member _____ |
| Mental Illness | <input type="checkbox"/> Self | Family member _____ |

Do you drink coffee or black tea? _____ If so, how much per day? _____

Do you smoke tobacco? _____ If so, how much per day? _____

Do you drink alcohol? _____ If so, how often? _____

How many times a week do you engage in physical activity that is sufficiently prolonged and intense to cause sweating and raise your heart rate? _____

When you engage in the physical activity noted above, what is the average duration of activity?

___ Less than 10 minutes ___ 10 – 20 mins ___ 20 – 30 mins ___ 30 – 60 mins ___ 60+ mins

When you engage in the physical activity noted above, what do you feel the level of effort is? _____

At work, how many days per week do you engage in tasks that are intense enough to cause sweating and a rapid heart rate? _____

Please rate your level of fitness (0 = very poor, 5 = average, 10 = excellent) _____